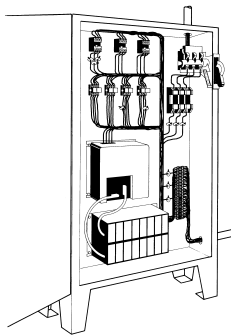


# Process Alarm Switch

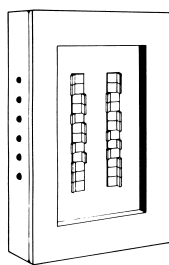
## CR3595 Series



Process Alarm Switch



Load Center



Control Panel

The **CR3595** Series, Process Alarm Switch provides an effective method for signaling alarm status. The Process Alarm Switch can be fed by any 0-5Vdc, 0-10Vdc or 4-20mA process control loop. When the control loop signal exceeds the set point the board LED illuminates and the relay becomes energized.

### Applications

- Process Control Systems
- Reporting of Alarm Conditions
- Monitor Heater Status
- Monitor Motor Operation

### Features

- 35mm DIN Rail or Panel Mountable
- Red LED for Active Heartbeat
- Green LED for Alarm Status
- Adjustable Dial for Setting Trip Point
- Super Bright Red LED Indicator for Alarm Status
- Fully Isolated Input from Power Supply and Output
- Connection Drawing Printed on Case

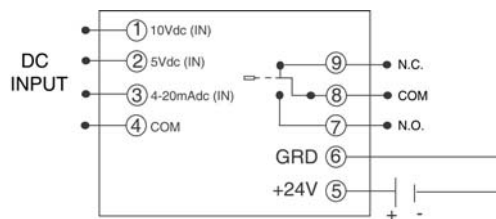
### Specifications

- +24 VDC +/-10% Power Supply
- Supply Current: 30mA Max.
- Form C Relay, 8A @ 250 VAC,
- 10A @ 125 VAC,
- 5A @ 30 VDC
- Input: 0-5Vdc, 0-10Vdc, 4-20mAdc
- Operating Temperature: 0 to 50°C
- Weight 0.25 LBS

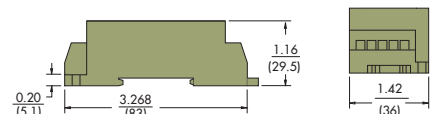
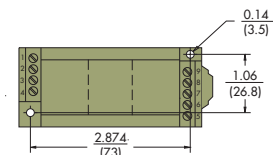
### Regulatory Agencies



### CONNECTION DRAWING



### MECHANICAL



### ORDER INFORMATION

Part Number	Input Range
CR3595	0-5, 0-10, 4-20



3500 Scarlet Oak Blvd. St. Louis MO USA 63122 V: 636-343-8518 F: 636-343-5119

Web: <http://www.crmagnetics.com>

68

E-mail: [sales@crmagnetics.com](mailto:sales@crmagnetics.com)

